




Early literacy begins with you and your child. Help your child get ready to read by doing simple activities every day.

March 2023



Sunday	Monday	Tuesday	Wednesday	Thursday	Friday	Saturday
				1 March is Reading Month! Start by reading one of your favorite books two times!	2 Sing "Mary Had a Little Lamb." Sing it again with "la, la, la" instead of the regular words.	3 Say and clap "Peas Porridge Hot." (lyrics on back)
4 Paint with q-tips today!	5 Pretend that you are taking a trip. Where will you go? What will you pack? What will you see?	6 Crawl like a turtle with a pillow on your back! Try not to lose your "shell."	7 Fill a container with dry rice or pasta. Use spoons or measuring cups to scoop.	8 Talk to your child about what you will do today.	9 Read a book and talk about the parts of the book: cover, pages, and spine.	10 Write your name using every color of the rainbow!
11 Sing "BINGO" and clap along. (lyrics on back)	12 Snuggle on the couch and read a favorite book together.	13 Pretend you are jumping rope. How many jumps can you do in a row?	14 Blow bubbles and try to catch them!	15 Look outside and talk about the weather.	16 Read with your favorite stuffed animal.	17 Sing "I'm a Little Shamrock." (lyrics on back)
18 Write letters on a paper and let your child draw or color around them.	19 Get ready for spring by drawing and coloring some flowers!	20 Spring begins today! Read a book about spring.	21 Sing the alphabet song under a table!	22 Make some lacing cards. They are great to improve fine motor skills.	23 Talk during bath time about opposites such as wet/dry, in/out, and clean/dirty.	24 Sort socks together- talk about size, color and patterns.
25 Play outside today!	26 Build a tower out of things that are not blocks!	27 Do "Where is Thumbkin?" fingerplay! (lyrics on back)	28 Choose a Caldecott winning book to read. Ask a librarian to help find one.	29 Take a walk and talk about how the trees look.	30 Sing "The Wheels on the Bus" several times during the day. Change up what happens on the bus each time!	31 Visit the Library to get the April activity calendar or visit our website (farmlib.org/services/ages-0-5)
						

talk • sing • read • write • play

These are five of the best practices to prepare children to read. Have fun with your child!

Songs, Rhymes & Fun Activities

Children learn best by doing. Have fun together!

BINGO!

There was a farmer who had a dog,
And Bingo was his name-O.

B-I-N-G-O!

B-I-N-G-O!

B-I-N-G-O!

And Bingo was his name-O!

There was a farmer who had a dog,
And Bingo was his name-O.

(Clap)-I-N-G-O!

(Clap)-I-N-G-O!

(Clap)-I-N-G-O!

And Bingo was his name-O!

There was a farmer who had a dog,
And Bingo was his name-O!

(Clap - Clap)-N-G-O!

(Clap - Clap)-N-G-O!

(Clap - Clap)-N-G-O!

And Bingo was his name-O!

There was a farmer who had a dog,
And Bingo was his name-O.

(Clap - Clap - Clap)-G-O!

(Clap - Clap - Clap)-G-O!

(Clap - Clap - Clap)-G-O!

And Bingo was his name-O!

There was a farmer who had a dog,
And Bingo was his name-O.

(Clap - Clap - Clap - Clap)-O!

(Clap - Clap - Clap - Clap)-O!

(Clap - Clap - Clap - Clap)-O!

And Bingo was his name-O!

There was a farmer who had a dog,
And Bingo was his name-O.

(Clap - Clap - Clap - Clap - Clap)

(Clap - Clap - Clap - Clap - Clap)

(Clap - Clap - Clap - Clap - Clap)

And Bingo was his name-O!

I'm a Little Shamrock



(Tune of I'm a Little Teapot)

I'm a little shamrock, nice and green.

See my stem and see my leaves.

Let me hear you count them: 1, 2, 3...

Oh, I'm as lucky as can be!



Peas Porridge Hot

Pease porridge hot, pease porridge cold,

Pease porridge in the pot, nine days old.

Some like it hot, some like it cold,

Some like it in the pot, nine days old.



Paint with q-tips!

Where is Thumbkin?

Where is Thumbkin?

Where is Thumbkin?

(Hide hands behind back)

Here I am! Here I am!

(Show left thumb, then right thumb)

How are you today, sir?

(Wiggle left thumb)

Very well, I thank you.

(Wiggle right thumb)

Run away, run away.

(Hide left hand behind back, then right hand)

Repeat with other fingers with these verses...


Where is Pointer?...

Where is Tall man?...

Where is Ring man?...

Where is Pinkie?...

Crawl like a turtle with
a pillow on your back!



Cut shapes out of
cardboard or use old
greeting cards to make
lacing cards. Use yarn
or shoelaces to thread
through the holes.



Sort socks together— talk
about size, color and patterns.



Your Library has many resources to help you talk, sing, read, write and play with your child. Visit us soon!

FCL Farmington Hills: 32737 W. 12 Mile Rd. Farmington Hills, MI 48334 | Children's Dept.: (248) 848-4315

FCL Farmington: 23500 Liberty St. Farmington, MI 48335 | Children's Dept.: (248) 473-3118